



PLTW CYBERSECURITY

Grade 12 Cybersecurity | Course Syllabus 2021-2022

Instructor name: Nikerson Frederique

PCTA Room: 127

Phone: 401-526-2405

Email: nikerson.frederique@providenceschools.org

Class website: <https://sites.google.com/providenceschools.org/mr-frederique-ptech/home>

Course overview

PLTW Cybersecurity is a full-year course implemented in 10th grade or above. The design of the course exposes high school students to the ever growing and far-reaching field of cybersecurity. Students accomplish this through problem-based learning, where students role-play and train as cybersecurity experts.

PLTW Cybersecurity gives students a broad exposure to the many aspects of digital and information security, while encouraging socially responsible choices and ethical behavior. It inspires algorithmic thinking, computational thinking, and especially, “outside-the-box” thinking. Students explore the many educational and career paths available to cybersecurity experts, as well as other careers that comprise the field of information security. The course contains the following units of study.

Unit 1	Personal Security	(19%)
Unit 2	System Security	(22%)
Unit 3	Network Security	(31%)
Unit 4	Applied Cybersecurity	(28%)

Unit 1: Personal Security (27-28 Days)


Students learn the basic concepts of cybersecurity by leveraging their familiarity with technology they use every day, such as mobile devices and apps, as well as exploring the risks associated with how they use their email, personal files, and social networking habits.

Personal Security

Lesson 1.1	Introduction to Cybersecurity	(10 days)
Lesson 1.2	Security and the Internet	(12-13 days)
Lesson 1.3	Protect Your Data	(5 days)

PLTW CYBERSECURITY

Grade 12 Cybersecurity | Course Syllabus 2021-2022



Lesson 1.1 Introduction to Cybersecurity

Students learn personal and digital security, describe why they are important, and learn to be safe consumers of digital information in a variety of contexts.

- Activity 1.1.1 Cybersecurity and Code of Conduct (2 days)
- Activity 1.1.2 Password Protection and Authentication (3 days)
- Activity 1.1.3 Email and Social Media Security Risks (3 days)
- Project 1.1.4 Save the Day (2 days)

Lesson 1.2 Security and the Internet

Students learn that the internet is a loosely controlled collection of computers networked together and secured by firewalls. They learn the basic types of malware, security features of their browser, and how not to be a victim. They learn about files and processes, how to manage them, and how to identify suspicious data (potential malware). At the end of the lesson, students role play as victims of a malware attack. They determine how the attack occurred, improve the security of the firewall, and secure their browser.

- Activity 1.2.1 Firewalls and Malware (3 days)
- Activity 1.2.2 File Management (2 days)
- Activity 1.2.3 Process Management (1-2 days)
- Activity 1.2.4 Securing Your Browser (3 days)
- Project 1.2.5 It's a Trap! (3 days)

Lesson 1.3 Protect Your Data

Students use their knowledge about files, directories, processes, browsers, suspicious emails, and malware to solve the unit problem.

- Problem 1.3.1 A Dangerous Situation (5 days)

Unit 2: System Security (33 days)


Students broaden their cybersecurity knowledge from a personal system to a networked system. They learn how to assess the value of information security and delve deeper into types of malware. They learn the security vulnerabilities of web services and how to secure an Ecommerce site.

System Security

- Lesson 2.1 Information Architecture (8 days)
- Lesson 2.2 Server Vulnerabilities (8 days)
- Lesson 2.3 Server Exploits (12 days)
- Lesson 2.4 The Ecommerce Site (5 days)

PLTW CYBERSECURITY

Grade 12 Cybersecurity | Course Syllabus 2021-2022



Lesson 2.1 Information Architecture

Students delve into information confidentiality and how it relates to information integrity and assurance, as they compare the value and the risks of sharing information. Students learn how host names relate to digital addresses, demystify the “cloud”, learn how networks evolve, and explore the security of a small network.

- Activity 2.1.1 Confidentiality, Integrity, and Availability (3 days)
- Activity 2.1.2 Passive Analysis (2 days)
- Project 2.1.3 Ecommerce Architecture (3 days)

Lesson 2.2 Server Vulnerabilities

Students learn more about the types of malwares that are threats to information and the types of delivery systems. Using website applications and the back-end services that support them, they learn how attacks can occur. They explore a vulnerable web server and improve its security measures.

- Activity 2.2.1 More on Malware (3 days)
- Activity 2.2.2 Server Vulnerabilities (2 days)
- Activity 2.2.3 Server Analysis (2 days)
- Project 2.2.4 Secure the Server (1 day)

Lesson 2.3 Server Exploits

Students delve deeper into how malware propagates and research the symptoms of various exploits. They analyze and secure one of the most common vulnerable environments: a web server hosting client applications.

- Activity 2.3.1 Securing Ecommerce Data (2 days)
- Activity 2.3.2 Stopping the Spread of Malware (3 days)
- Activity 2.3.3 Server Attacks (4 days)
- Project 2.3.4 Find the Exploits (3 days)

Lesson 2.4 The Ecommerce Site (5 days)

Students learn how information can be safely and securely exchanged on a public network. In the end-of-unit problem, students discover a breach, identify the security vulnerabilities, and enhance the system to secure it.


- Problem 2.4.1 Ecommerce Enrichment (5 days)

Unit 3: Network Security

Students learn the technical aspects of a highly networked world and the risks to information we all share. They learn operating system and networking concepts, security frameworks, and packet

PLTW CYBERSECURITY

Grade 12 Cybersecurity | Course Syllabus 2021-2022



analysis. They learn the types of malware that can attack systems on a network and how to secure and protect a system against them.

Network Security

Lesson 3.1	Files and Processes (11 days)
Lesson 3.2	Attacks from the Net (14 days)
Lesson 3.3	Analyzing the Net (13 days)
Lesson 3.4	Secure the Net (8 days)

Lesson 3.1 Files and Processes

They learn how an operating system organizes information using command line tools to manage and secure digital information. Students learn about user and system processes and how malware spreads around a network. Then, they identify suspicious software running on the system and determine the problems it may have caused.

Activity 3.1.1	Commanding the OS (2 days)
Activity 3.1.2	Access Control (2 days)
Activity 3.1.3	Analyzing Processes (4 days)
Project 3.1.4	Find the Secrets (2-3 days)

Lesson 3.2 Attacks from the Net

Students explore network topologies and go deeper down the abstraction path to learn more about network security. They analyze network traffic, find patterns that may represent exploits, and identify security vulnerabilities.

Activity 3.2.1	Where Can I Learn More About Cybersecurity? (2 days)
Activity 3.2.2	Baseline Network Traffic (2 days)
Activity 3.2.3	Unknown Network Traffic (2 days)
Activity 3.2.4	Analyze and Defend Network Attacks (4 days)
Activity 3.2.4	Exploring Security Frameworks (3 days)
Project 3.2.6	Eradicate the Vulnerabilities (4 days)


Lesson 3.3 Analyzing the Net

Students analyze network traffic to witness, and then protect against, a malware attack. Students analyze packets to find telltale signs and patterns of malicious exploits. They apply what they've learned to perform a penetration test and secure a network against further attacks.

Activity 3.3.1	Analyzing Address Resolution (2 days)
Activity 3.3.2	Analyzing Control Messages (2 days)
Activity 3.3.3	Analyzing Packet Fragmentation (2 days)
Activity 3.3.4	Analyzing Wireless Authentication (2 days)
Project 3.3.5	Analyzing the Attack (5 days)

PLTW CYBERSECURITY

Grade 12 Cybersecurity | Course Syllabus 2021-2022



Lesson 3.4 Secure the Net

Students are given an attack scenario and must identify the exploit, secure the system, and make improvements to prohibit future attacks.

Problem 3.4.1 Is the Network Under Water? (8 days)

Unit 4: Applied Cybersecurity

Students explore cybersecurity in an applied field. They learn methods of cryptography and practice basic tenets of digital forensics. They process a crime scene to solve the mystery and explore the possible consequences of the crime.

Applied Cybersecurity

Lesson 4.1 Cryptography (19 days)

Lesson 4.2 Digital Forensics (16 days)

Lesson 4.3 Criminal Justice and Computer Science (7 days)

Lesson 4.1 Cryptography

Students learn the history of encryption and ciphers and use frequency predictors to try to break the codes. They practice data hiding techniques, such as cryptography and steganography. Finally, they attempt to decrypt each other's encrypted messages.

- Activity 4.1.1 Ciphers and Early Cryptography (4 days)
- Activity 4.1.2 Symmetric and Asymmetric Encryption (3 days)
- Activity 4.1.3 Storage Encryption Techniques (3 days)
- Activity 4.1.4 Steganography (4 days)
- Project 4.1.5 Down the Rabbit Hole (5 days)


Lesson 4.2 Digital Forensics

Students learn the process of gathering digital evidence, analyzing it, tracing the criminal through their digital footprint, and preparing to prosecute the criminal.

- Activity 4.2.1 Evidence Handling (3 days)
- Activity 4.2.2 Data Integrity (2 days)
- Activity 4.2.3 Imaging Files and Devices (3 days)
- Activity 4.2.4 Establishing Identity in Cyberspace (3 days)
- Activity 4.2.5 Forensic Tool Suites (2 days)
- Project 4.2.6 Phishing at Work (3 days)

PLTW CYBERSECURITY

Grade 12 Cybersecurity | Course Syllabus 2021-2022



Lesson 4.3 Criminal Justice and Computer Science

Students use their knowledge from the entire course to investigate a crime and provide digital evidence to solve it. Problem 4.3.1 Solve the Crime! (7 days)

Textbooks and additional materials:

Students will access all textbooks and supplemental learning materials through their my.pltw.org portal.

Standards addressed:

PLTW Cybersecurity strongly connects to the National Cybersecurity Workforce Framework (also known as the NICE Framework or NCWF). Created by the National Institute of Standards and Technology (NIST), this framework identifies standards developed by numerous academic, industry, and government organizations. The framework objectives address topics that span K-12 education and guide learning progressions. The objectives also incorporate many of the big ideas and learning objectives outlined by the College Board and addressed in AP CSP and AP CSA. In addition, the course integrates Computer Science Teachers Association (CSTA) standards.

Grading policy

- Class Work Activities: 30%
- Notebooks: 15%
- Unit tests: 30%
- Final Exam: 15%
- Attitude: 5%
- Participation: 5%

URI/PCTA concurrent enrollment

This course is accredited by the University of RI as part of their concurrent enrollment program with PCTA. Students who pass the PLTW end-of-course assessment with a C or higher will earn four credits toward their degree at URI.

Additional programs

Seniors will be offered the opportunity to join the Dell Students TechCrew after-school club. The Dell Students TechCrew program prepares students to earn professional certifications. It promotes future career skills and learning through hands on experience around Cybersecurity and data science. Students who join the club and successfully pass their certification will be recruited by the P-tech helpdesk that provides support to PCTA students, faculty, and staff with technology issues.

Go P-tech Class of 2022!